

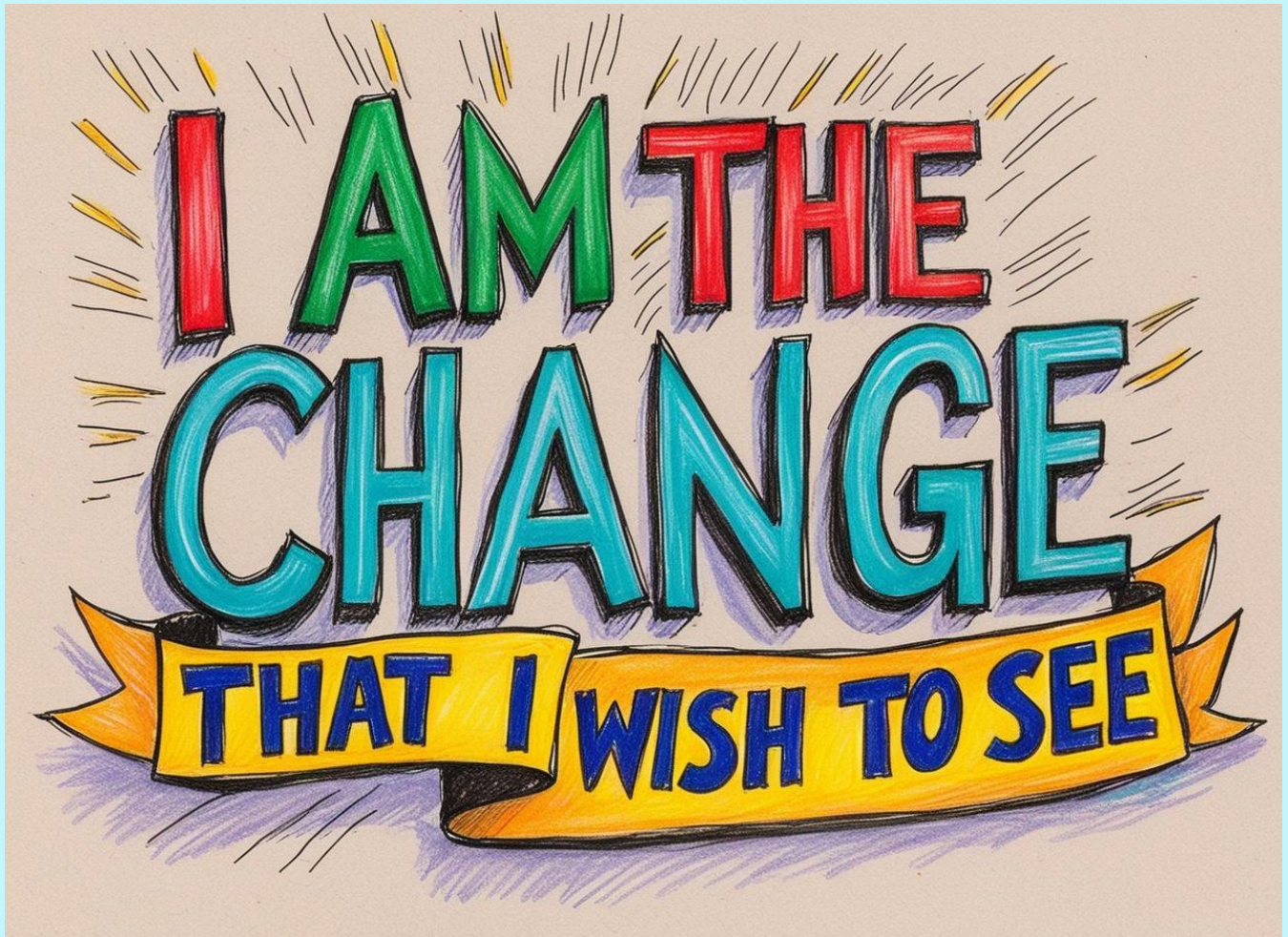


**Romex**  
INTERNATIONAL SCHOOL

**HOLIDAY HOMEWORK**

**SESSION 2025-26**

**CLASS VIII**



**“Change doesn’t start with others—it starts with you.” — Unknown**

### **Dear Students**

The world we live in is constantly changing—but real and lasting change begins with us. The theme “**I Am the Change I Wish to See**” reminds us that even small actions by individuals can lead to big differences in our homes, schools, and communities. As young citizens, we have the power to make choices that reflect kindness, responsibility, and awareness. This holiday homework gives us a chance to reflect on our actions, explore meaningful solutions, and creatively express how we can be positive change-makers. Whether it's through helping others, protecting nature, or simply being more mindful, each of us has a role to play in shaping a better future—starting now.

Here are some meaningful activities that you can engage in during the holidays-

- Maintain a journal ( Mandatory activity- journal has to be shown to class teacher in July)
- Watch a theatrical performance, classical dance, classical music performance.
- Visit museums.
- Bring the ticket stubs of the museum, theatrical, dance/ music performance you attend and show it to your class teacher. This will secure you a few bonus points.

### **Some suggested activities-**

#### **Values in Action – Weekly Challenge**

- Choose a value each week (e.g., honesty, empathy, self-discipline).
- Perform at least one action that reflects that value.
- Record what you did and how it made you feel in your journal.

### My Impact Tracker

- Create a simple chart with columns: Date, Action Taken, Change Observed.
- Examples: Reducing plastic, helping a peer, managing time better.
- Track actions for 7–10 days and reflect on your growth.

### Short Film or Video Message

- Create a 1–2 minute video titled “Change Begins With Me”.
- Share a personal story or message about how you are making a difference.
- Use images, voiceovers, or animations.

## “REDUCE SCREEN TIME- READ A BOOK”


## ENGLISH

### Task I

**"Today a reader, tomorrow a leader." – Margaret Fuller**

Read any one of the books given below. There will be follow up activity in class when the school reopens.

### ***The Girl Who Drank the Moon* by Kelly Barnhill**



It is a whimsical and heartwarming fantasy novel set in a world where a village sacrifices a newborn each year to a witch, believing it will keep the village safe from her curse. However, the witch, named Xan, is actually kind and only takes the babies because she feels compelled to do so. She raises them in a magical forest and gives them to loving families, with no harm ever coming to them. One year, Xan accidentally feeds a baby girl moonlight instead of starlight, causing the child to become filled with powerful magic.


Themes of love, sacrifice, and self-discovery run throughout the story, as Luna learns the true nature of her powers and her connection to both the witch and the village she was born into. The novel explores the consequences of fear, the importance of love, and the idea that light can be found in the most unexpected places.



## ***Percy Jackson & The Olympians: The Lightning Thief by Rick Riordan***

Percy Jackson, a 12-year-old boy who struggles with school and has always felt out of place, discovers that he is a demigod—the son of Poseidon. Percy's world is turned upside down when he learns that he's being accused of stealing Zeus' lightning bolt, and he embarks on an adventure to clear his name and prevent a war among the gods.

Filled with action, humour, and ancient Greek mythology, *The Lightning Thief* is a fantastic blend of adventure and self-discovery. Along the way, Percy learns the importance of friendship, bravery, and accepting who you are, even when you feel like you don't fit in.



### **Task II**

Write an analytical essay for Term I. It should be within 200-300 words in length and based on the instructions given in detail in the handout. Use the given checklist to ensure your essay follows the required parameters and attach the checklist to your essay. The first draft is to be submitted on the day the school reopens.

You may choose any one of the following topics:

#### **Actions speak louder than words**

[Hints: taking tangible steps towards making a positive impact in one's community e.g. volunteering for donation drives, each one teach one, starting an initiative, etc.]

#### **Why is it important to challenge comfort zones?**

[Hints: growth and self-development lie outside the comfort zone, concrete examples from own life]

#### **Education: an instrument of change in the world**

[Hints: knowledge empowers individuals to change for the better, when we know better, we do better]

#### **Rubric for assessment:**

Adherence to the topic and originality	1 mark
Word usage and expression (including punctuation)	2 marks
Style and fluency of language	1 mark
Timely submission	1 mark
Total	5 marks

## TASK 2: HINDI

”मेरा सपना - देश में बदलाव (कार्य और अनुभव के साथ)”

कार्य - बदलाव का चयन (1 दिन)

आप खुद सोचकर एक छोटा-सा बदलाव चुने जिसे वह 3 दिन तक पालन करे।

उदाहरण:

हर दिन एक नया शब्द सीखकर परिवार को बताना

हर दिन एक पौधे को पानी देना

एक दिन में 10 मिनट किताब पढ़ना और परिवार को कहानी सुनाना

एक दिन में एक अच्छा काम (बुजुर्ग की मदद, छोटों को पढ़ाना, पानी की बचत आदि)

चरण 2: परिवार को शामिल करना (1 दिन)

अपने बदलाव के बारे में परिवार को बताएं

उनसे भी एक छोटा बदलाव अपनाने को कहें

चरण 3: 3 दिन की छोटी डायरी बनाएँ

हर दिन के बदलाव का अनुभव लिखें (2-3 लाइनें)

किसने मदद की? कैसा महसूस हुआ?

चरण 4: वीडियो/फोटो सबूत

किसी दिन का छोटा वीडियो बनाएं

चरण 5: अंतिम लेख (80-100 शब्द)

शीर्षक: ”छोटा बदलाव, बड़ी खुशी”

मूल्यांकन बिंदु

रचनात्मकता/मौलिकता	2
तारतम्यता/भाषा शैली	2
समयावधि	1
कुल अंक	5

निर्देश-

- ए4 माप के कागज़ पर लेख होना चाहिए।
- लेख लगभग 100 शब्दों में लिखा होना चाहिए।
- शब्द सीमा को निरर्थक शब्दों अथवा वाक्यों द्वारा व्यर्थ न किया जाए , विषय वस्तु तथा तथ्यों का विशेष ध्यान रखा जाए।

### **TASK 3: MATHEMATICS**

#### **Smart Spending: Mobile Plan Comparison & Teen Usage Analysis**

Complete both parts of this project by using real-life data and your math skills!!

Present your work in a folder on A-4 size coloured sheets.

#### **PART A: Compare Mobile Phone Plans**

**Step 1:** Collect Information - **Research** 2–3 mobile phone plans from different providers. Create a comparison table by including the following details -

- a) Provider
- b) Plan Name
- c) Monthly Cost
- d) Data (GB)
- e) Call Minutes
- f) SMS limits
- g) Additional benefits (eg, QTT)

#### **Step 2:** Do the Math

Use calculations to compare the value of each plan.

- Total cost for 6 months or 1 year:
- Cost per GB = Total cost ÷ Total data
- Cost per minute/SMS = Total cost ÷ Total usage

#### **Step 3:** Create Graphs!

Draw graphs to show your comparison:

- Bar graph for total costs

- Line graph for monthly cost trends
- Pie chart for cost breakdown

## **PART B: Teenagers and Mobile Usage**

### **Step 1: Conduct a Survey**

Ask 5 teenagers the following questions:

1. How many hours in a day do you use your phone?
2. What are your top 3 apps?
3. How much mobile data do you use monthly (approx)?
4. Do you think your phone use is mostly productive or entertainment?

Tabulate the data under following headings:

Name      Age      Hours/Day      Top Apps      Monthly Data (GB)      Use Type

### **Step 2: Analyze the Data**

- What is the average screen time?
- What is the average data use?
- Which app is most popular?

Use charts or graphs (bar graph or pie chart) to show trends

### **Step 3: Reflection**

Write a short paragraph (4–5 lines):

- Which plan is best suited for a teenager and why?
- How can teenagers use phones more wisely?

Rubrics :

Mobile plan research and table	1 mark
Accuracy of calculations	1 mark
Graphical representation	1 mark
Analysis and reflection	1 mark
Timely submission	1 mark
<b>TOTAL</b>	<b>05 marks</b>

Happy Exploring – Because Math is Everywhere!

## TASK 4: SCIENCE



Summer of Discovery: Ignite the Spark Within!

This summer, as the sun blazes in the sky, a new adventure calls — an adventure powered by your curiosity, creativity, and courage!

You're not just heading into a vacation — you're stepping into a mission to explore, imagine, and transform the world around you.

Forget the usual worksheets and assignments.

This year, your summer break becomes a launchpad for ideas that can shape the future.

Your hands, your thoughts, your vision — they are the tools to create something extraordinary!

Whether you choose to:

- Craft toys that teach, inspire, and bring science to life
- Build innovative working models that tackle real-world challenges.

Every idea you build will leave a mark. Every spark you ignite will fuel a wave of change.

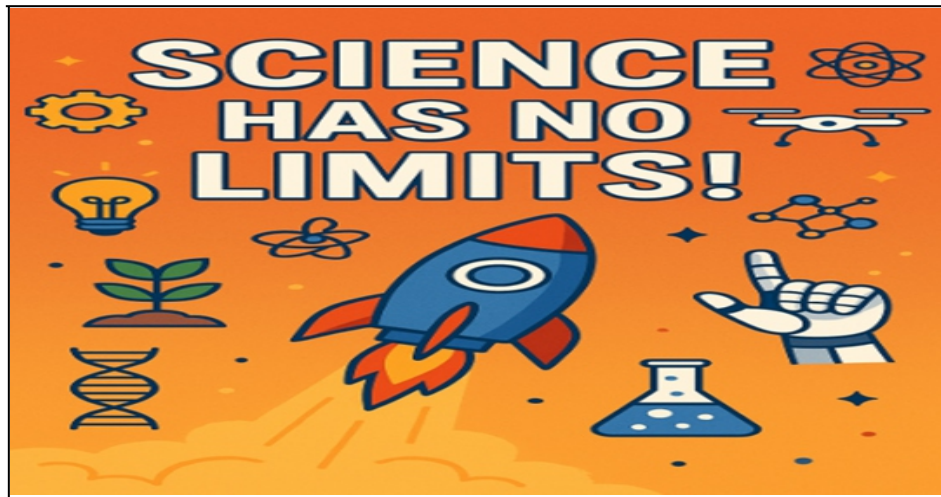
This summer, be the scientist, the inventor, the explorer, and the change maker you dream of becoming. Pick ANY ONE challenge, dive deep, and set your imagination free.

Because this summer isn't just a break — it's your breakthrough.



The future is waiting. Are you ready to create it?

## 1 Mission: Toynovation! / Tinker, Think, Transform!



Play. Learn. Transform the World.

What if your imagination could turn a simple toy into a powerful tool for discovery?

Now's your chance to invent a toy that sparks curiosity, inspires wonder, and makes science come alive through play!

Design a toy that teaches a scientific concept — from gravity to magnetism, energy to ecosystems — and proves that learning can be pure joy.

Your creation should show that science isn't just something you read — it's something you *touch, build, and experience*.

Through creativity, curiosity, and hands-on innovation, your toy will be more than entertainment: It will be a bridge to a smarter, brighter world.

Let's create toys that:

- Ignite young minds
- Transform playtime into discovery time
- Make science unforgettable and fun!

## 2: INNOVATION IN ACTION! / Change Maker Creation

Design the Future. Solve Today. Inspire Forever.

- Imagine. Invent. Inspire.

Step into the future by designing solutions that shape a better world!

Unleash your imagination, harness the power of technology, and infuse sustainability into every idea you build.

Let your empathy, innovation, and daring spirit drive you to create prototypes(working) that solve real-world challenges.

## Rubrics

Innovation/Research	1 mark
Creativity	2 marks
Presentation	1 mark
Timely submission	1 mark

## TASK 5: SOCIAL SCIENCE

**THEME: "I Am the Change That I Wish to See"- 'Joy of Giving'- Show that you care!!**



### Community Service Project

#### Objective:

To plan and execute community services that embody the spirit of giving, promoting social responsibility and community engagement. students can develop essential skills, such as teamwork, leadership, and social responsibility, while making a positive impact on their community with the help of this project.

#### Project Details:

1. Individual or Group Project: Students can work **individually** or in groups of **maximum FOUR students**.
2. Number of Community Services: Plan and execute at least FIVE community services.
3. Theme: Projects should align with the given theme, focusing on the spirit of giving and community service.

### **Community Services may include: (ANY FIVE)**

Visit Old Age Homes: Spend time with elderly residents, engage in conversations, and assist with daily activities.

- Park Cleanliness Drive: Organize a cleanliness drive in a local park, promoting environmental conservation and community pride.
- Food Drive: Collect and distribute food to underprivileged families or homeless individuals, promoting food security and community support.
- Plantation Drive: Organize a tree plantation drive, promoting environmental conservation and sustainability.
- Teach Underprivileged Kids: Volunteer to teach basic literacy or numeracy skills to underprivileged children, promoting education and empowerment.
- Help at Animal Shelters: Volunteer at local animal shelters, assisting with animal care and promoting compassion and empathy.
- Community Health Awareness: Organize health awareness campaigns or workshops, promoting health education and community well-being.
- Recycling Drive: Organize a recycling drive, collecting and sorting recyclable materials, promoting environmental sustainability and community responsibility.
- Support Local Charities: Volunteer at local charities, assisting with daily activities, and promoting community support and social responsibility.

### **Project Requirements:**

1. Planning and Execution: Plan and execute at least five community services.
2. Documentation: Record and document the process, including photos, videos, and reflections.
3. Reflection and Evaluation: Reflect on the impact of the project and evaluate its success.

### **Tips:**

1. Choose Meaningful Projects: Select projects that align with the theme and have a positive impact.
2. Plan Effectively and Safely: Plan and execute projects with efficiency and safety in mind.
3. Document Progress: Record and document the process in the form of five to six illustrated pictures and self explanatory videos.

**Rubrics:**

Evaluation Criteria: Total 5 Marks	
Creativity and originality of the project	1 mark
Impact of the project on the community	1 mark
Collaboration and teamwork (for group projects)/ Effective Planning and Execution (for individual activity)	1 mark
Reflection and Visual Presentation	1 mark
Timely Submission	1 mark

As you complete your holiday homework , we hope you've gained a deeper understanding of your own potential to make a difference. Real change doesn't always come from grand gestures—it often starts with thoughtful choices, small acts of kindness, and the courage to do what's right.