

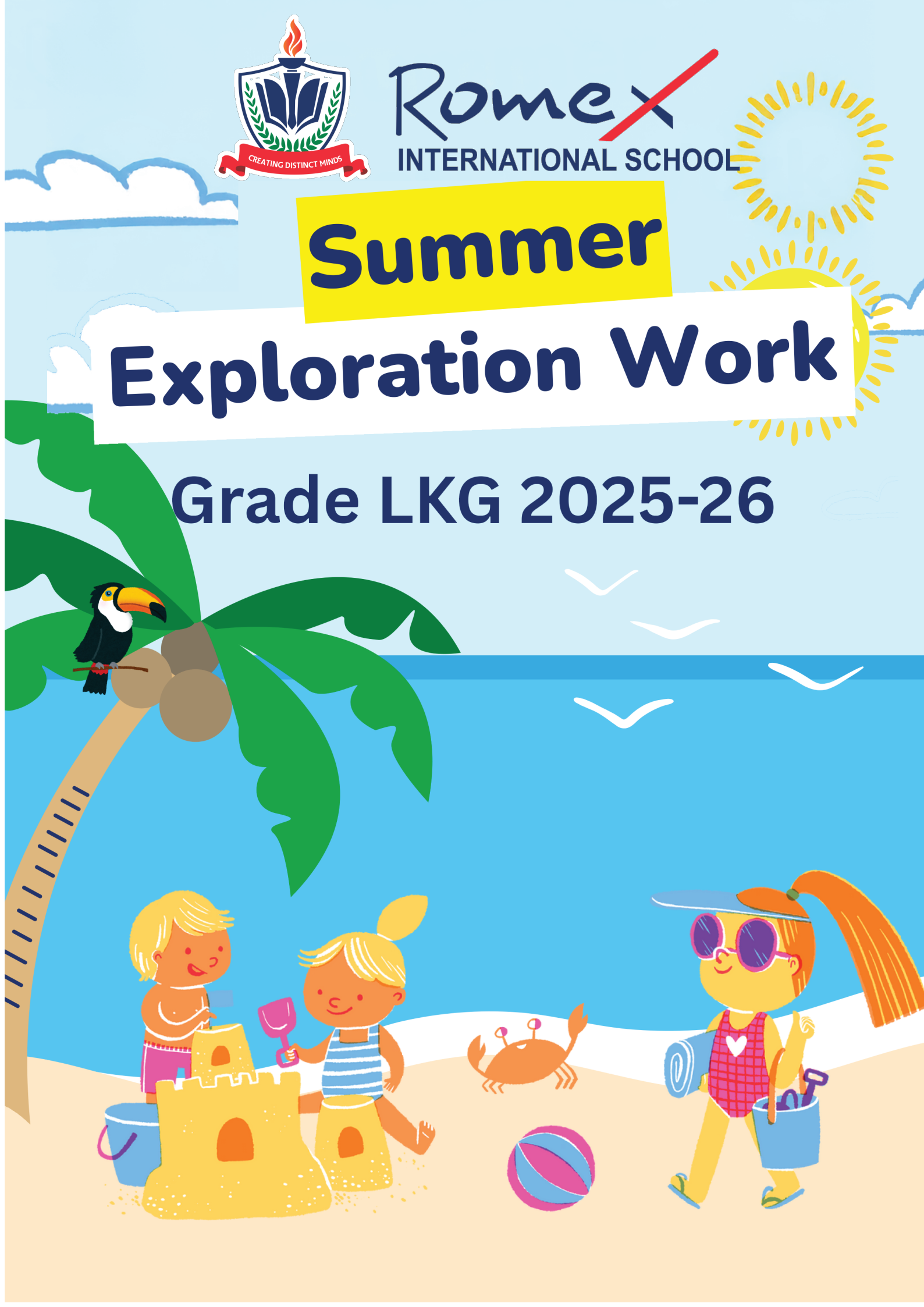


Romex
INTERNATIONAL SCHOOL

Summer

Exploration Work

Grade LKG 2025-26



Note to Parents – Making the Most of the Holidays!

Dear Parent,

We encourage you to make the holiday homework a joyful bonding experience with your child. These activities are designed to be fun, engaging, and light, helping your little one learn through play and creativity.

✓ Please keep the following in mind:

- Work **on one or two** activities per week to avoid overload.
- Involve your child in **daily routines** and nature-based tasks to enhance real-world learning.
- Use **recycled or easily available** materials wherever possible.
- **Motivate** your child by **appreciating** their efforts, however small.

Avoid writing-heavy tasks. Support your child in pasting, drawing, speaking, and exploring instead.

📁 Submission Guidelines:

- Kindly collect your child's work in a **homemade folder** (made from an old cardboard box, cereal box, or paper bag).
- Let your child **help decorate the folder** using waste materials like newspaper cuttings, buttons, fabric scraps, or gift wrap leftovers.
- **Label** the folder with the child's name and class.
- **Submit the folder when school reopens.**

This approach will not only reinforce learning but also teach children the **importance of sustainability (aligned with SDG Goals) and creativity!**

Thank you for your continued support and enthusiasm. 🌱💛

Warm regards,




STORY




Bunny and the Magic Shapes

One day, Bunny wanted to build a house.




She found a circle and said, “This can be my window!”

Then she saw a square — “Perfect for the wall!”





 Next, she picked a triangle — “This will be my roof!”

And then a rectangle — “I’ll use this as my door!”



Bunny worked all day and built a tiny shape house.





When she finished, her friends came to play –

Kitty brought triangle sandwiches,



Puppy rolled in a round ball,



Duck carried a square gift.



They laughed, played, and had a shape party in Bunny's new house!

Can you help Bunny?

- Draw her circle window
- Her square wall
- ▲ Her triangle roof
- And her rectangle door!



Just like the bunny, let's also discover joy in exploring SHAPES!

Language Development Activities (with Shapes)

Task 1: Story Time with Family (Parent Involvement)

- Read a short story with mom and dad (**fairy tales, folk tales**) every night.
- Discuss: Who was **your favourite character** and why?
- 📸 **Draw a picture of your favourite story scene inside a shape (circle, square, or triangle)**

Task 2 : My First Picture Book

- Create a simple **booklet using A4 sheets**.
- Paste pictures from **magazines/newspapers (family, fruits, animals)** and label them with **1-2 words (with parent's help)**.
- **Draw shapes around each object (e.g., circle around a ball, square around a book).**




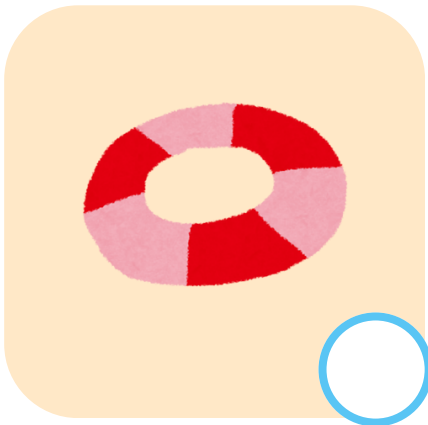




SUMMER SCAVENGER HUNT




Place a check ✓ next to each item you find. The first one to find all the items wins.






SUMMER COUNTING



Count the summer items and write the number in the box.


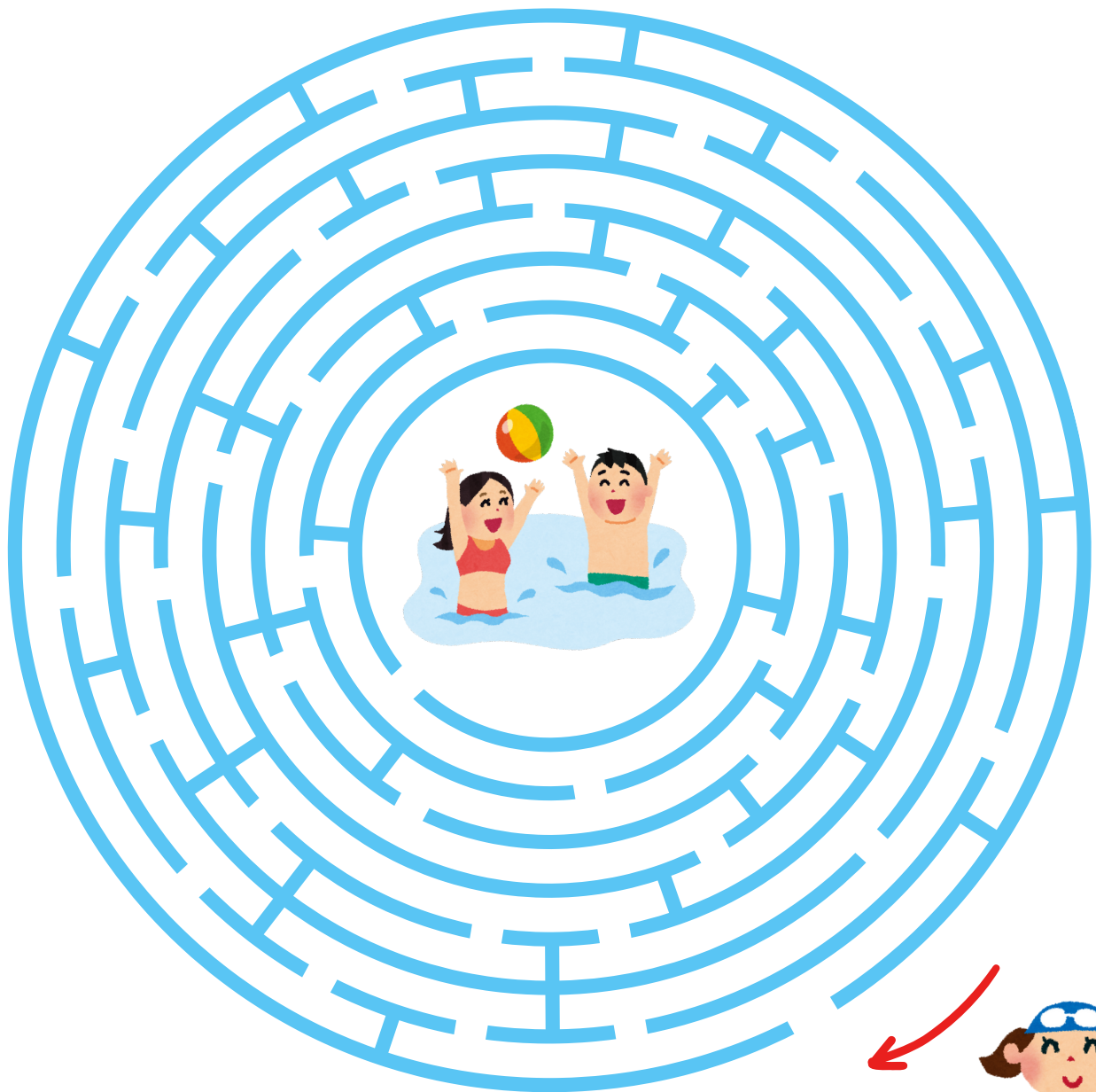




SUMMER MAZE PUZZLE



Help the girl reach the beach to join her friends.








SUMMER COUNTING



Count the summer items and write the number in the circle.





SUMMER WRITING



Instructions: Finish the sentences. Then, write a few words to describe why you love summer.

I love summer because...

My favorite summer activity is ..

My favorite summer fruit is..




MY SUMMER REFLECTION




Write down one thing you achieved this summer.



Write or draw something you're excited about for the next summer.







I spy with my little eye



FRUITS

Count the pictures and write their numbers.














































SUMMER PATTERN




Color, cut & paste summer items below to complete the patterns on the left.







FRUIT PHONICS



Instructions: Write the correct vowel to complete each word.



Ki_i



Oran_e



S_rawberry



_omato




Ap_le




Blue_erry



Lemo_



Passion _ruit





Pea_



SUMMER MEMORY GAME



Print (2x), and cut the cards. When you find the pair, say their names in English.









FRUITS MATCHING



Instructions: Write the names of the fruit under the pictures.

Passion Fruit - Orange - Strawberry - Tomato
Apple - Pear - Lemon - Blueberries - Kiwi






MY SUMMER PLANS



Draw pictures of the activities you plan to do
during the summer.





SUMMER POEM

Write an acrostic poem using the word
“Summer.”

S

U

M

M

E

R



SUMMER

ALPHABET CHALLENGE

Write one word with a summer theme for each letter of the alphabet.

A

B

C

D

E

F

G

H

I

J

K

L

M

N

O

P

Q

R

S

T

U

V

W

X

Y

Z



FUN IN THE SUN



Find the hidden words of the summer.

S E A S H E L L N T F W
U A R O A C S E A H L A
N I W R M E U E A H I T
H C T I M I N M U O P E
A E R C O C O N U T F R
T C A E C W F N N A L M
F R V C K A H B R A O E
E E E R E V I E E A P L
M A L C N E K A A D S O
P M P O P S I C L E E N
G O I E G G N H P K E I
C A M P I N G P N S N S

BEACH

HOT

SEA

SUN

COCONUT

SUNHAT

HIKING

WAVES

HAMMOCK

SEASHELL

CAMPING

TRAVEL

WATERMELON

POPSICLE

ICE CREAM

FLIP FLOPS



FUN IN THE SUN



ANSWER KEY



BEACH

HOT

SEA

SUN

COCONUT

SUNHAT

HIKING

WAVES

HAMMOCK

SEASHELL

CAMPING

TRAVEL

WATERMELON

POPSICLE

ICE CREAM

FLIP FLOPS



UNDERWATER CITY



Create an underwater cityscape with buildings, vehicles, and even underwater inhabitants like fish people or octopus guards.





SUMMER SCENE MASTERPIECE



Use a pencil to lightly sketch out your chosen summer scene on canvas.

