



Romex
INTERNATIONAL SCHOOL

SUMMER EXPLORATION WORK GRADE NURSERY

ACADEMIC YEAR 2025-26



Theme: **VIBGYOR** – The Magic of Rainbow Colours!



☀ A Note for Parents:

Dear Parents,

This summer, let us turn learning into a colourful journey of discovery! The theme of our **Summer Exploration Work** is **VIBGYOR**, inspired by the magical colours of the rainbow. Each activity that has been designed will help your ward explore a colour a day, along with learning in a fun and hands-on way.

✓ **Encourage** your child to complete one activity per day.

✓ **Engage** with them during activities—conversation, observation, and fun is key.

✓ Let them **Bond with grandparents**, read stories, and enjoy these precious moments.

📁 Submit the homework in a handmade folder using eco-friendly materials on the first day of the school and let them take pride in their work.

Let us make learning joyful, meaningful, and full of colours!

Rhyme Time

Let us learn it together

Rainbow, Rainbow in the Sky
Seven colours flying high!

Red, Orange, Yellow too,
Green and Blue – what a view!

Indigo and Violet at the end,
See all the colours nicely blend



Story Time

The Little Drippy's Rainbow Adventure



Once upon a time, a little raindrop named Drippy fell from a cloud.

As she danced down to Earth, she met Mr. Sun, who gave her a special mission:

“Go find the seven magical colours of the rainbow!”

So Drippy splashed into puddles, flowers, and trees—each one showing her a new colour. With every colour she found, she learned something new and exciting.

Let us follow Drippy's journey and explore the wonders of VIBGYOR!





Violet- Creativity and Imagination



Task 1 -Life Skill: Create a bookmark and decorate it using Violet colour things such as violet flowers , draw a violet butterfly, grapes etc.

Task 2 -STEAM : Mix red and blue paint to make violet – magic colours!






**Task 2 -STEAM : Mix red and blue paint to
make violet - magic colours!**

Indigo – Mystery and Magic

Task 3 - General Awareness

Indigo Hunt: Go on an "Indigo Treasure Hunt" around the house or neighbourhood. Look for toys, books, or decorations that have indigo in them.



Task 4 :Life Skill

Laundry Detective: Help fold clothes, and play a game of "Colour Detective" to spot which clothes are indigo vs blue or purple.

Blue – Cool and Peaceful

Task 5 Math – Draw few water drop friends for Drippy and on a sheet, doodle them with blue colour. Doodle patterns can be spiral, wave, zig zag etc.



Task 6-Reading Time – Select your favourite story book and wear your cozy blue colour night suit to read with your grandaprents.



Task 7 – Chat with Grandparents

Engage in a conversation with your grandparents and ask them about their favourite memory related to a body of water, whether it is a river, sea, pond, or stream.



Task 5 Math - Draw few water drop friends and doodle art



Green – Nature and Calm

Task 8: Life Skill – Water a Plant or Help Plant a Seed


Garden Journal: Start a simple picture diary to track plant growth each day with drawings or photos.

Task 9 Make a Mini Garden in a jar: Use a clear container to make a mini green world.



Yellow – Bright and Happy ☺


Task 10: Life Skill – Help clean your toy shelf – find yellow toys, count and sort them.



Task 11 : Reading Time – Read a story in the sunlight with Grandparents and ask them to tell you a story of they use to spend their summer break. Click pictures to create memories with them.

STEAM – Observe a sunflower – colour it using yellow crayon.

Sunflower Drawing



Orange – Energy and Joy



Task 12: Life Skill - Kindness Challenge

Smile Task List: Create a 'Smiley Kindness Card' with challenges like:

Say something nice to a friend and give the card. Help clean up a toy area and add a smiley to your card.

Give smileys to 3 people in your family whom you love and trust.




Task 13 : Orange Calm Zone Try “sun” poses or orange-themed animal poses (fox, tiger) with calm breathing and involve your family members.

Red – The Colour of Love

Task 14 : STEAM – Build & Count with Red Blocks

Red Tower Challenge: How tall can you build your tower using only red blocks?

Task 15 : Pattern Play: Create red patterns (red-red-blue-red-red...) and talk about repeating sequences.







Drippy's summer exploration comes to an end here. He loved meeting all the colours from the rainbow and now that even you have met them, let's take the best from all and make a healthy rainbow platter for cool cool summers.



Practise Worksheet









Summer Matching

Match the same elements.



Summer Matching


Match the same elements.



Summer I Spy



Count the objects and write the number in the correct




box.



Summer

Fun Colouring



Name:



DAWN

Bright Beginnings, Brighter Futures

Numeracy Skillbook

Level A

**Let us explore further
Sing along the rhymes
from DAWN book**

How Many Fingers on One Hand?

(Sing and Dance)



How many fingers on one hand?
How many fingers on one hand?
Let's all count together.

1, 2, 3, 4, 5

1, 2, 3, 4, 5

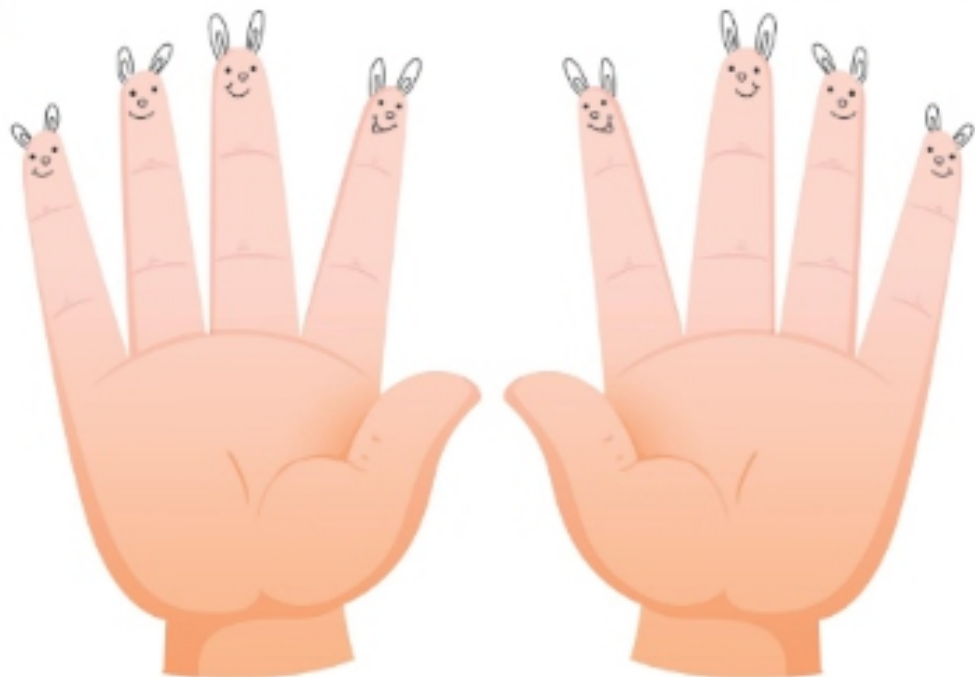
How many fingers on two hands?
How many fingers on two hands?
Let's all count together.

1, 2, 3, 4, 5

6, 7, 8, 9, 10

1, 2, 3, 4, 5

6, 7, 8, 9, 10



OBJECTIVES

- Oral maths vocabulary development



DAWN



Number Poem

One, two, three, four, five,
Once I caught a fish alive.
Six, seven, eight, nine, ten,
Then I let it go again.
Why did you let it go?
Because it bit my finger so.
Which finger did it bite?
This little finger on my right!

1 2 3 4 5 6 7 8 9 10

OBJECTIVES

• Fine motor skills • Art integration • Counting

DAWN

Bright Beginnings, Brighter Futures

I Am Clean

This is how little teddy keeps himself clean.



I brush my teeth twice in a day.



I use a soap to bathe daily.



I shampoo and comb my hair.



I clip my nails with a nail clipper.



I wear clean and ironed clothes.

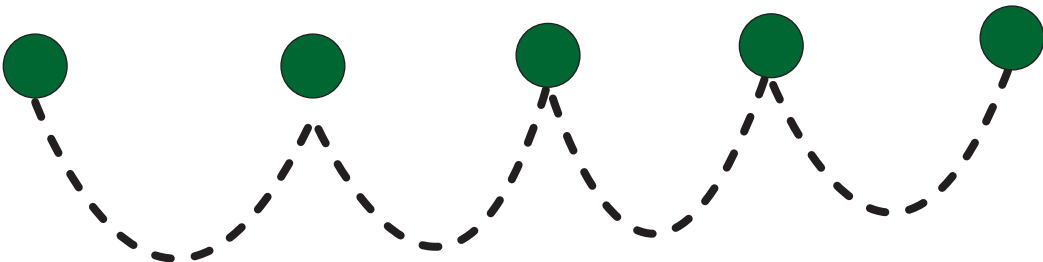
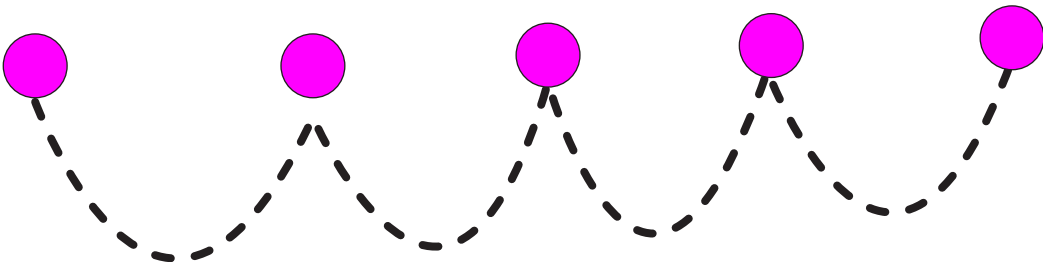
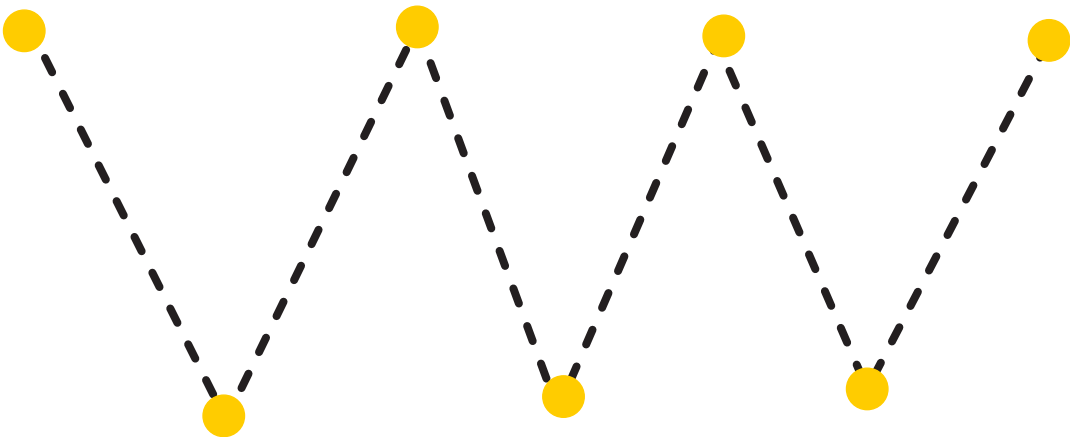
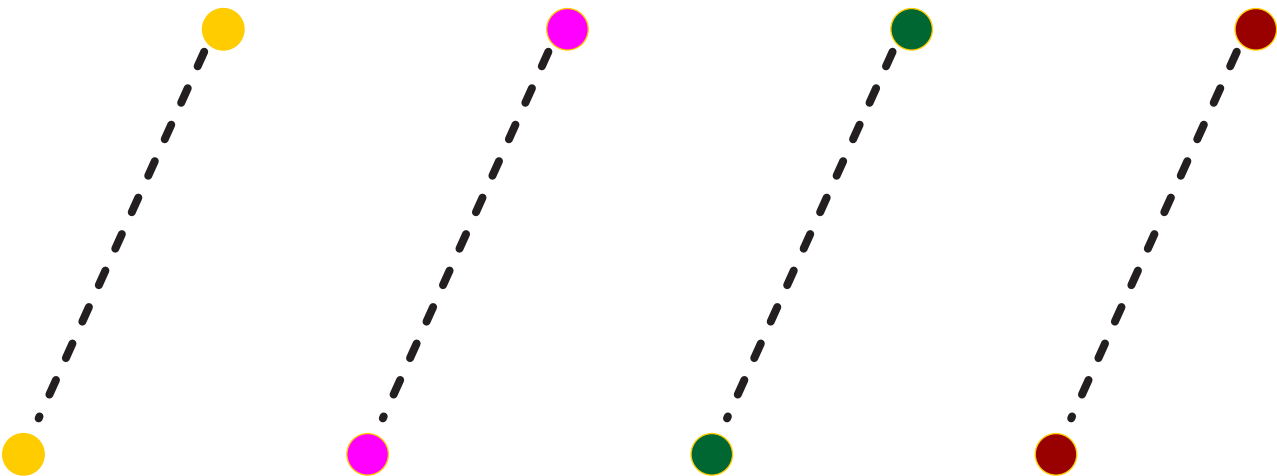


I wash my hands with soap before and after eating.



I use a tissue to wipe my nose.

Trace Over The Line & Curve Line.

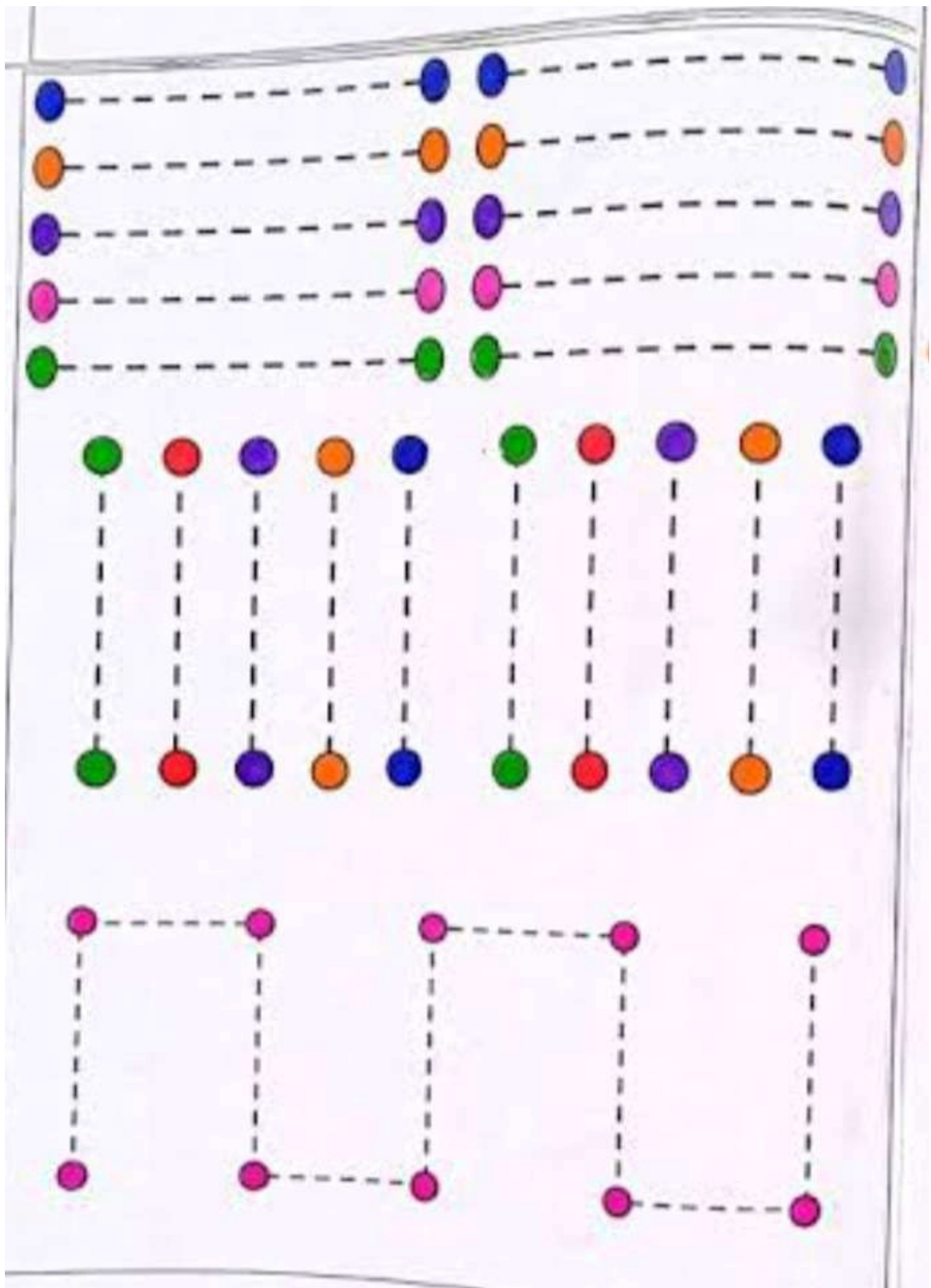


SAME OR DIFFERENT

Cross out the picture that is different from the rest.



Trace Over The Line





Vacation

HOLIDAY!

Best Travel

Best Trip

