




Summer Holiday Homework

Grade UKG-Little Earth Heroes





Note to Parents

Dear Parents,

This holiday homework is designed to be fun, engaging, and meaningful – gently introducing children to global responsibilities through the UN SDGs in a playful and age-appropriate way. We request your kind support in: Encouraging your child to complete at least 1–2 tasks per week.

- Helping them understand basic concepts like water conservation, waste management, and tree planting
- Taking photos or making a simple scrapbook/project file with drawings, pictures, and short notes
- Submitting the completed work (scrapbook or project file) in the first week after school reopens
-

Let us work together to raise responsible and aware little global citizens! 🌍❤️

Warm regards,





STORY TIME

Let's Start with a Story!



Meet Bubbly the Earth Buddy! 🌍🐢

Bubbly is a happy little turtle who lives in a clean blue pond.

One day, his pond started getting dirty, and his tree friends looked sad.




The sun was too hot, and the flowers stopped blooming.

Bubbly was worried. "What's happening to my home?" he asked.

His wise dadi said, "The Earth needs little heroes who care – those who save water, plant trees, and keep the world clean!"

So, Bubbly packed his backpack and set out to find Little Earth Heroes – children like YOU – who can help him protect the planet!

Will you help Bubbly and become a Little Earth Hero this summer?







Task 1- Water Hunt at Home



Objective: Help children observe and identify water usage points at home.

Go on a “Water Hunt” around your home with a parent.

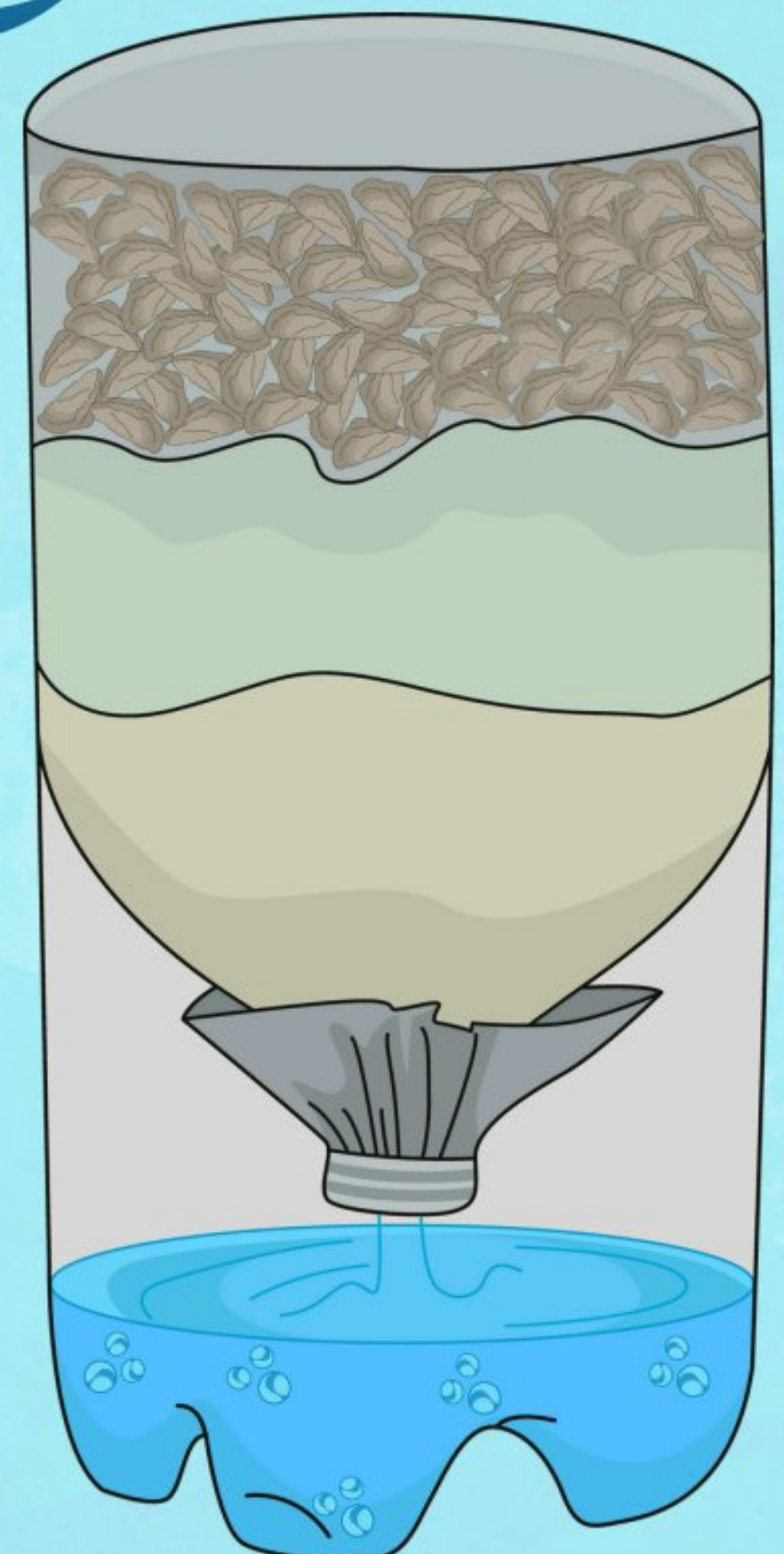
Find and name places where water is used:

-  Bathroom – brushing teeth
-  Kitchen – washing vegetables or dishes
-  Garden – watering plants
-  Laundry – washing clothes

Draw 4–5 of these places in the sheet given.

Make a Mini Water Filter: Let us see how Bubbly learns the process of water filtration:

- You need: Plastic bottle, cotton, pebbles, sand, and dirty water.
 - Cut the bottle in half.
 - Place cotton, then sand, then pebbles in layers.
 - Pour dirty water on top and watch clean water drip out!
- (Parent help needed.)





Task 1- Water Hunt at Home

Task 2-Green Planet, Happy Planet

SDG Focus: Life on Land (SDG 15)



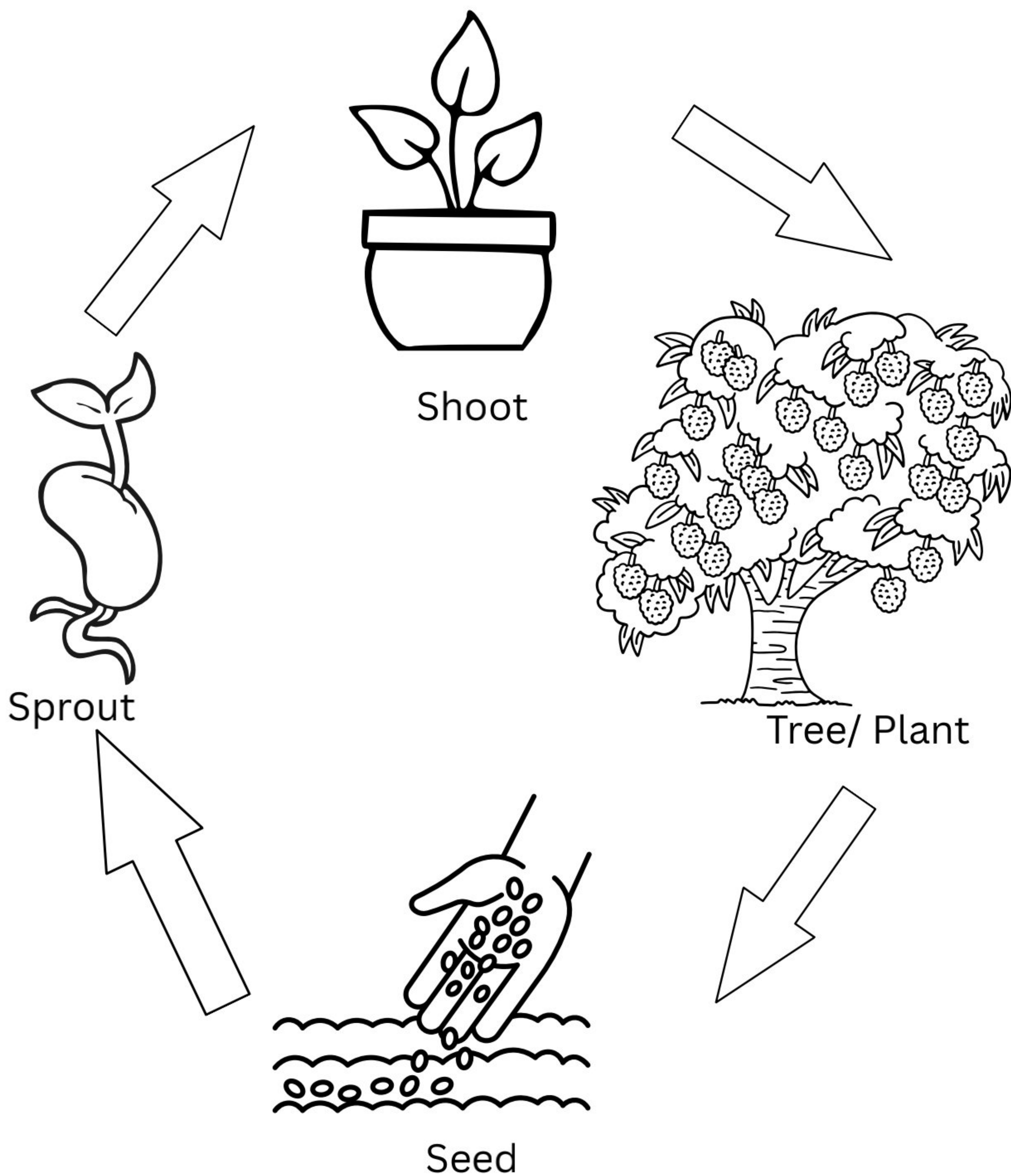
- **Nature Walk:** Go for a walk and collect 3 different leaves. Paste and name them in the sheet sheet given next.
- **Plant Buddy:** Plant a seed in a reused cup or container. Name your plant and take care of it. observe the growth. Colour the life cycle of a seed given in the next sheet.
- **Colouring Time:** Colour a picture of a tree and talk about why trees are important.






Task 2- Paste leaves here

Task 2- Colour life cycle of a seed



Task 2- Tree -Be a friend



Task 3- Clean is Cool...

SDG 12 Focus: Responsible Consumption



Objective: Learn how to separate trash at home into things that can be reused or recycled and things that cannot.

Responsible Consumption

Bring two boxes or baskets.

Label them as:

✓ **Can Be Recycled**

✗ **Cannot Be Recycled**



- **Next Pick each item and ask:**

Is this made of paper, plastic, glass, or metal? (✓ YES – put it in “Can Be Recycled”)

Is this wet, dirty, or leftover food? (✗ NO – put it in “Cannot Be Recycled”)

- Now, sort items like:

📰 Newspapers, bottles, plastic boxes – Recyclable

🍌 Banana peels, broken glass, food wrappers – Not recyclable



Task 4- Craft Corner

Best out of Waste

SDG 12 Focus: Responsible Consumption



Craft Corner – **Make Magic from Waste!**

Use clean waste materials like:

- Toilet paper rolls
- Old cardboard
- Plastic bottles
- Ice cream sticks

Make anything of your choice, such as :

- A pencil holder
- A robot
- A flower pot

(Decorate it with paper, stickers, and colours!)



Task 5- Be a Weather Wonder!

SDG 13 Focus: Climate Action




- **Weather Chart:** Draw the weather each day (sunny, cloudy, rainy, windy). Use the sheet attached.
- **Energy Saver:** Turn off lights/fans when leaving a room.
- **Mini Weather Reporter** 🎤:
 1. Stand in front of a mirror or with a phone (with help)
 2. Pretend you are on TV giving the weather report:
“Good morning! Today the weather is...
[sunny/cloudy/rainy].”
 3. Record a short clip or perform for the family and share with your teacher








SAVE
the
PLANET

Weekly Weather Record

Weather symbols:



sunny	cloudy	rainy	storm	windy
				

Complete the table below for one week:

Day	Temperature	Rainfall	Weather
MON			
TUES			
WED			
THUR			
FRI			



The Story Continues... with YOU!



After many days of traveling, Bubbly the Earth Buddy came back to his pond feeling hopeful and happy.

He had met so many **Little Earth Heroes – just like YOU** – who saved water, planted trees, cleaned up trash, and helped their families protect the Earth.

Bubbly saw children **sorting waste, making toys from old things, switching off lights, and even hugging trees!**

He smiled wide and said,

“The Earth is in safe hands – because my new friends care!” 🌍❤️

Now, Bubbly is not alone. He has YOU and many other Earth Heroes who will keep doing small good things every day to help our planet stay clean, green, and happy.

So remember, even after the holidays...

🌱 **Plant kindness.**

💧 **Save every drop.**

♻️ **Reuse and recycle.**

☀️ **Be kind to Earth.**

🎉 **Congratulations, Little Earth Hero!**

You have made Bubbly proud. Keep up the good work – the planet is cheering for you! 🌍❤️




Name: _____


Class: _____

Summer Practise Worksheet


Circle the correct number of images




4 7 10



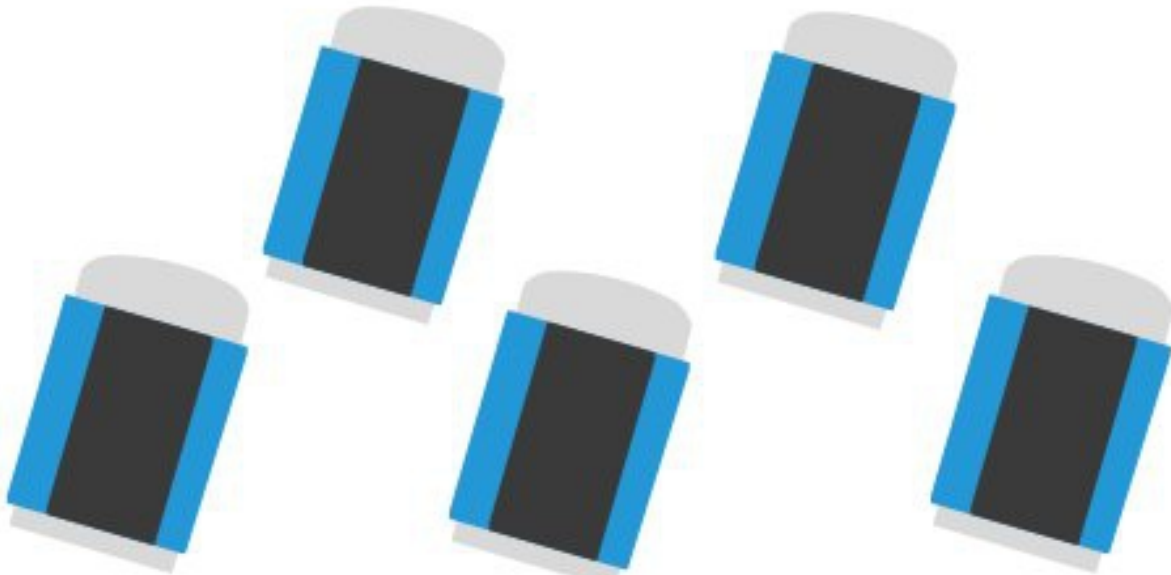
4 6 8




5 3 9



0 1 2



2 9 5



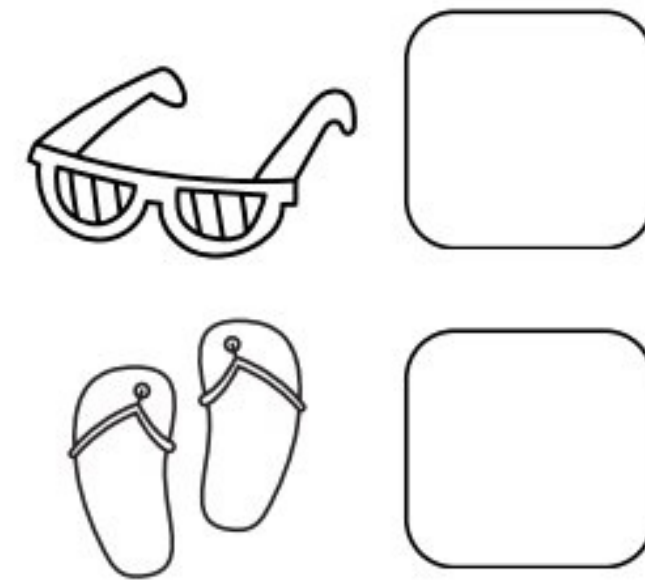


9 5 8

Name: _____

Class: _____

Summer Color & Count

Directions: Colour each object. Count each kind of object and write the number in the box below.



Name: _____

Class: _____

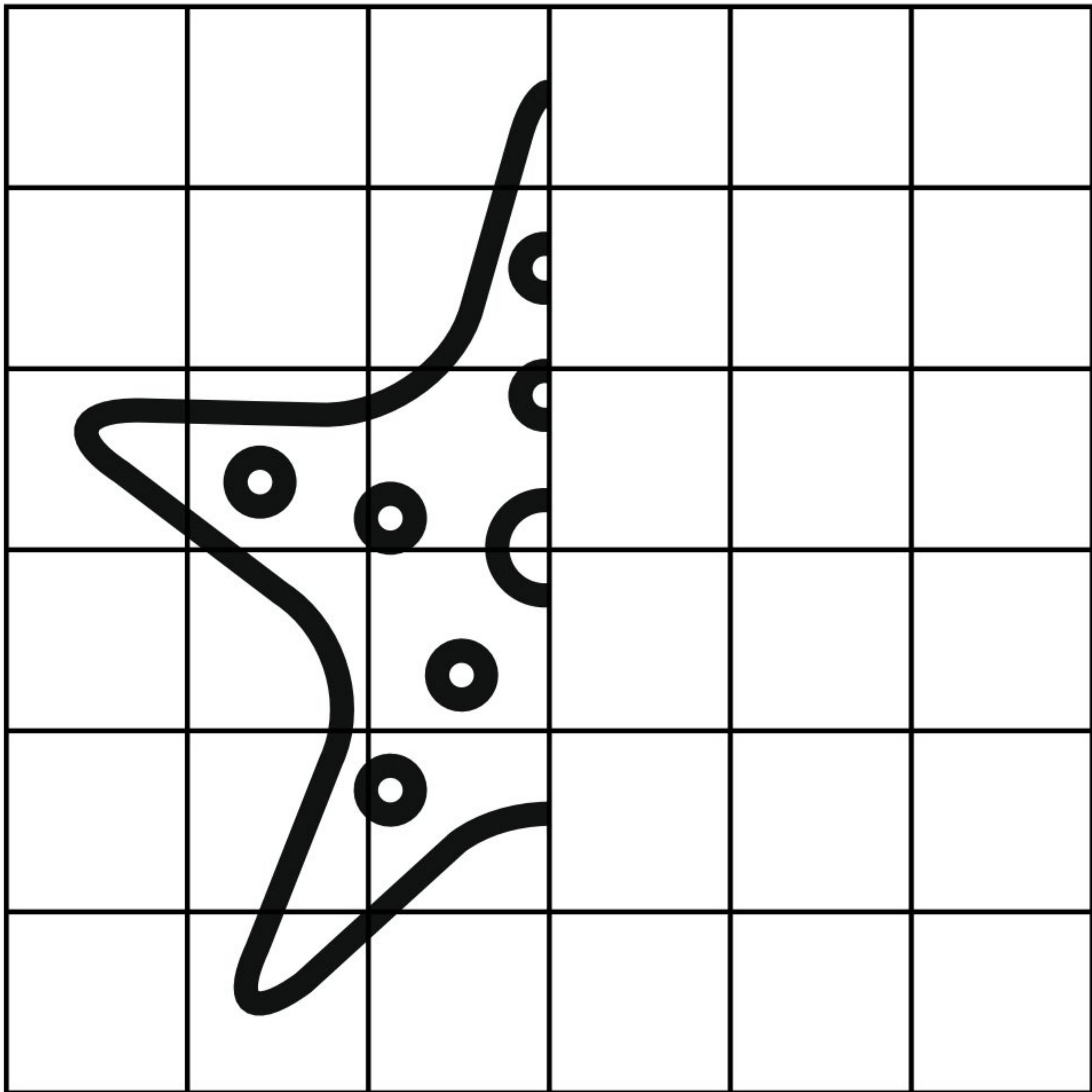
Summer Fun!



Symmetry Practice



Complete the drawing using the grid.



Pattern writing

Help the bees find the way to the flowers



DAWN

Bright Beginnings, Brighter Futures

Literacy Skillbook

Level C

**Let us explore some fun activities
from DAWN book sand UOLO learn
app**



Match Up

Match the big letters with the small letters.

A	g	N	p
B	d	O	r
C	a	P	o
D	b	Q	s
E	f	R	n
F	c	S	t
G	e	T	q
H	m	U	z
I	l	V	w
J	i	W	x
K	h	X	y
L	j	Y	v
M	k	Z	u

I Can Do


Tick (✓) the things you can do yourself.



wear clothes




button my shirt



wash hands




brush teeth



eat with spoon



drink from the glass





read a book




use a paintbrush



greet others



play with toys



help pack bags



help in cooking



ride a bicycle



play on a slide



OBJECTIVES

- Self care skills
- Cooperation and teamwork
- Independence
- Being responsible



मेरा परिचय

देखो, सुनो और समझो।



- मेरा नाम रजत है।
- मैं छह साल का हूँ।
- मुझे पीला रंग अच्छा लगता है।
- मुझे आम बहुत पसंद है।

- मेरा नाम सलोनी है।
- मैं पाँच साल की हूँ।
- मुझे हरा रंग अच्छा लगता है।
- मुझे सेब बहुत पसंद है।





अलग-अलग रेखाएँ

दी गई रेखाओं को पूरा करो।

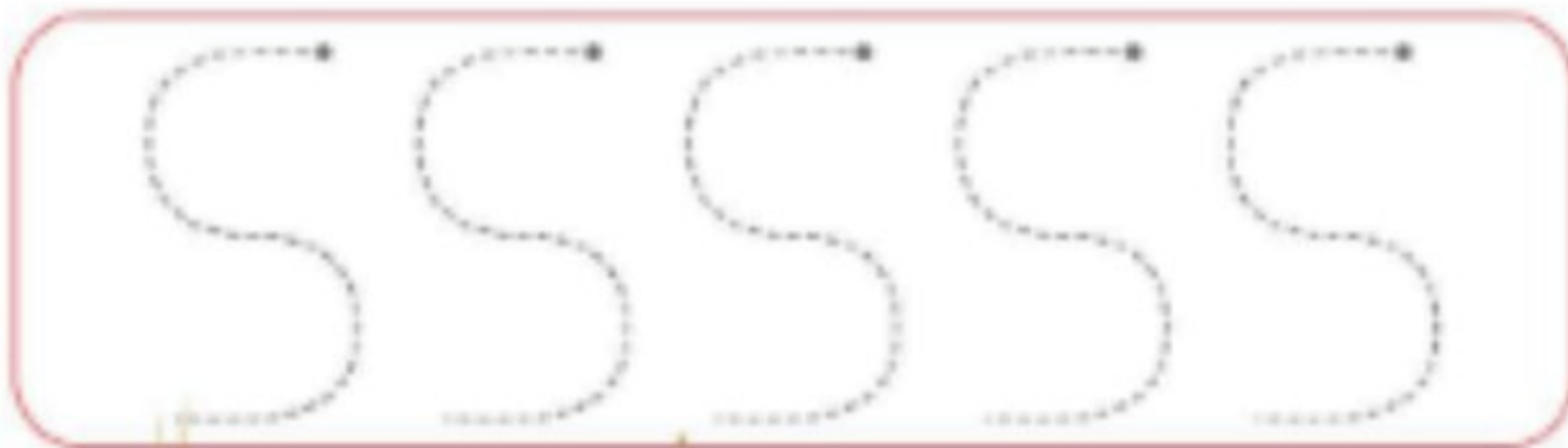
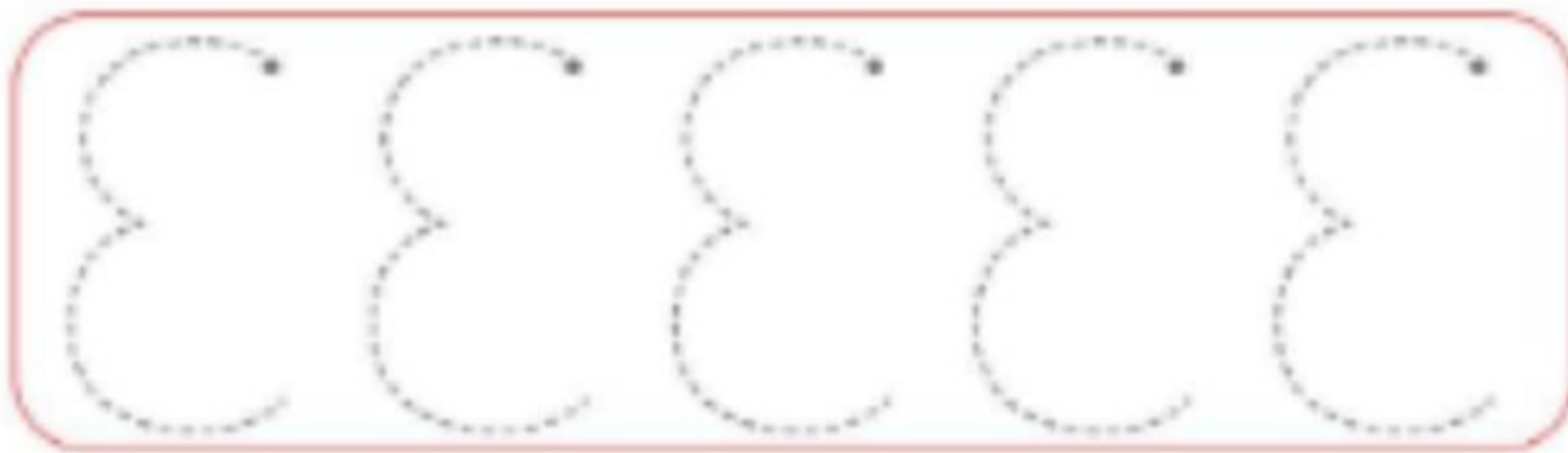
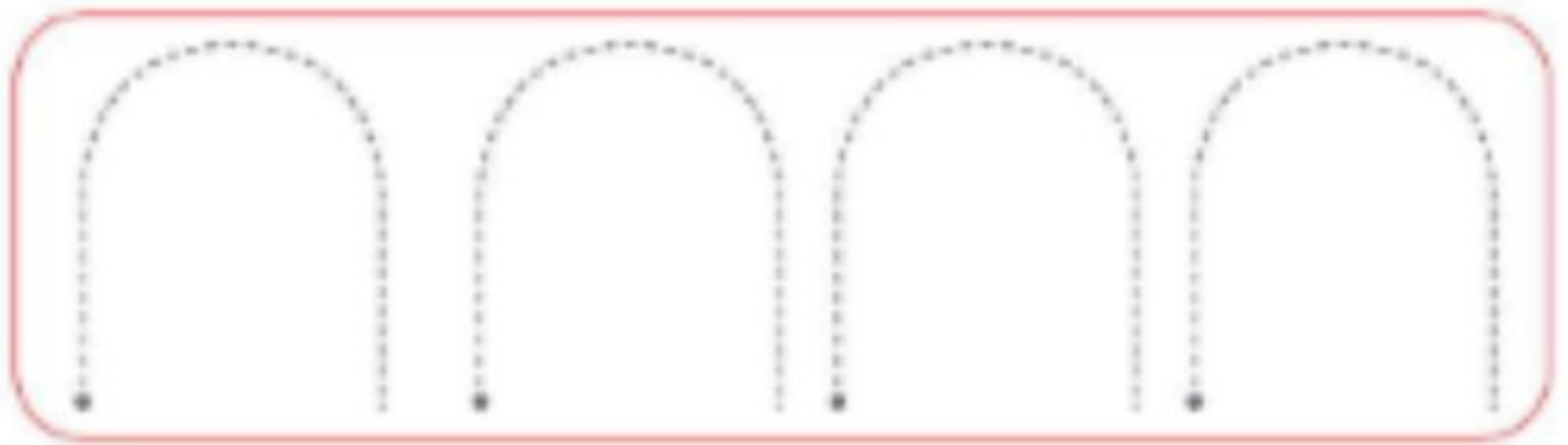

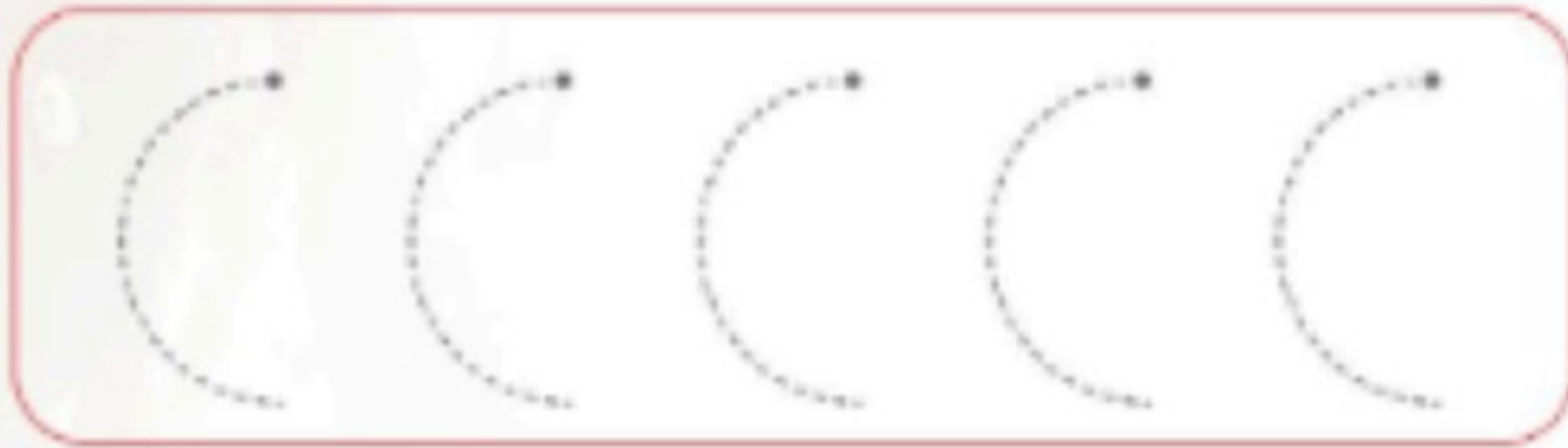
सीधी रेखाएँ



टेढ़ी रेखाएँ



घुमावदार रेखाएँ





**HAPPY
HOLIDAYS!**



पहले और बाद में

व्यंजन के पहले और बाद का व्यंजन लिखिए

<input type="text"/>	ब	<input type="text"/>
<input type="text"/>	थ	<input type="text"/>
<input type="text"/>	ष	<input type="text"/>
<input type="text"/>	ह	<input type="text"/>
<input type="text"/>	झ	<input type="text"/>
<input type="text"/>	ञ	<input type="text"/>